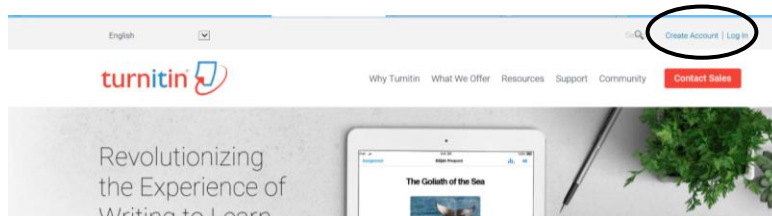




On occasion, you will be required to submit assignments to turnitin.com, a website that determines originality and provides a detailed report. We will use this website as a tool to prevent plagiarism and learn proper documentation of outside sources.

Follow the steps below to **CREATE AN ACCOUNT**.

1. Go to www.turnitin.com.
2. Click on "Create Account" in upper right-hand corner.



3. Select the "Student" option under "Create a New Account."



4. Create your account using the class ID and enrollment password provided by your instructor. Choose a password you are likely to remember or write it down somewhere safe (like the syllabus.)

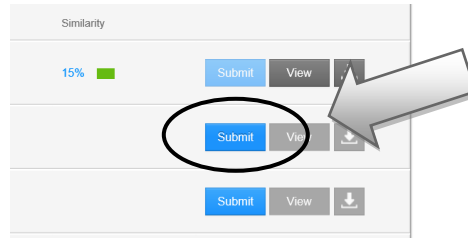
Class ID: _____ **Class Enrollment Password:** _____

Follow the steps below to **SUBMIT AN ASSIGNMENT**.

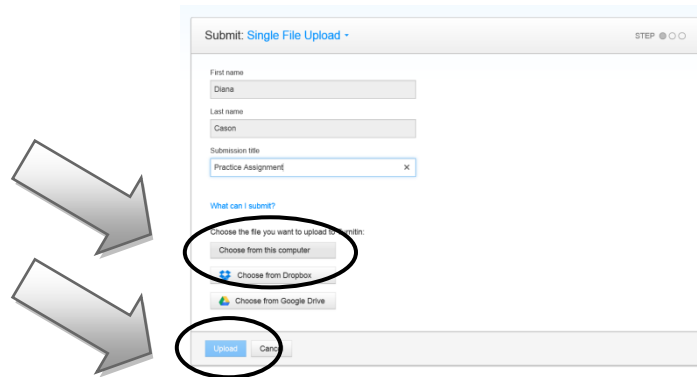
1. Click on your class.



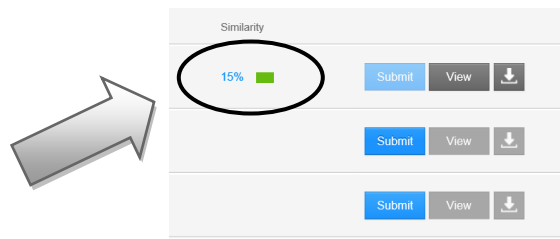
2. Find the assignment and click on "submit."



3. To upload a file from your computer or USB drive, click on "Choose from this computer." Find the file, and then click on "Upload." Click "Confirm" on the next screen if the correct file is displayed.



5. To view the originality report for your assignment, click "Return to assignment list." Click on the bar in the "Similarity" column.



6. To view instructor feedback, click on "GradeMark" in the upper left-hand corner.

